



SAFETY SYSTEM®
YOUR PROTECTOR

Sir Safety System S.p.A. Single-member company
Wholly-owned subsidiary of Sir Holding Srl
Via dei Fornaciaci, 9 - Santa Maria degli Angeli
06081 Assisi - Perugia - Italy
Tel.+39 075.8043737 - Fax +39 075.8048686

VAT Nr. IT 03359340548
Viale Europa 74
20090 Cusago Milano
Tel. +39 02.90394575
Fax +39 02.90394441

TECHNICAL SHEET

export@sirsafety.com
www.sirsafety.com



UNI EN ISO 9001:2015
UNI EN ISO 14001:2015

Name: METAL SPLASH TROUSERS	Code: MC6111B0	MC61 CLOTHING - NEW METAL SPLASH SERIES
------------------------------------	-----------------------	--

Description

Trousers in 54% Cotton, 20% Wool, 20% Polyamide, 5% Aramid, 1% Antistatic fibre, 330 g/m . Equipped with zipper closure and concealed button, two side pockets and one rear pocket closed with flap and Velcro.

THE TROUSERS MUST BE WORN IN COMBINATION WITH THE JACKET

- Protects during welding operations and aluminium splashes
- Its remarkable properties do not limit the softness and breathability

Suitable to protect the operator from short contacts with the flame, in presence of low values of convective and radiant heat, in welding operations and related processes and from small splashes of molten metal.




The product has been designed and manufactured to comply with Regulation (EU) 2016/425 and subsequent amendments.

Protection levels indicated refer to the combination jacket and trousers.

OEKO-TEX® STANDARD 100 certified



Category III	Colours GREY	Available Sizes 44 - 62
------------------------	------------------------	-----------------------------------

Quantity/Carton 5	<p>EC Standards</p> <p>EN 1149-5</p>  <p>EN ISO 11611</p>  <p>Class:2 Values:A1</p> <p>EN ISO 11612</p>  <p>Limited Flame Spread:A1 Convective Heat:B1 Radiant Heat:C1 Molten Aluminium Splashes:D3 Molten Iron Splashes:E3 Contact Heat:F1</p>	<p>Important Information</p> <p>Aluminium Industry, Foundries, Cement Industry.</p> <p>Keep in a cool dry place, far from heat sources and direct light. Make sure the garment is in good condition, undamaged and clean before use. Once you become aware of a damage, you should immediately replace it.</p> <p>We recommend to follow the washing instructions.</p>
---	--	--

Dexterity	Storage and cleaning
-----------	----------------------

